

Ring spinning
Ring spinning tools

Bräcker

Tools

For rings and ring travelers



Valuable tools for professional applications

RAPID and BOY

OUTSTANDING ADVANTAGES



Fast and secure

- Fast and easy insertion of ring travelers
- Simple adjustment process
- Minimal ring traveler deformation

Reduces costs

- Reduced personnel requirements
- Fewer ring traveler losses
- Reduced production downtime

Universal applicability

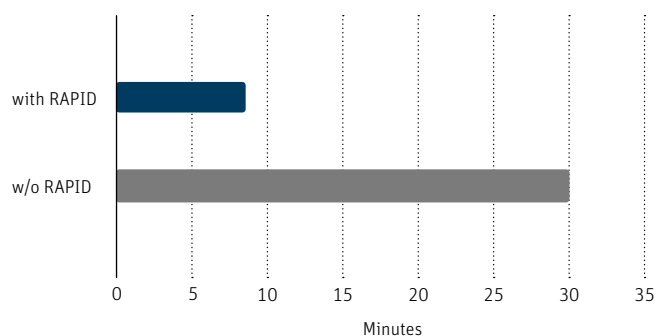
- Tool for inserting magazined C-shaped, SFB, and SU ring travelers
- Suitable for even the smallest spinning ring diameters and minimal spindle gauges
- Also easy to access using installed ring-traveler monitoring systems

Ring Traveler Insertion Using a Tool

Saves time and money

Most ring spinning machines have automatic doffers. When it is necessary to change the ring travelers, the machines are idling until this work is completed. This idle period is a substantial expense factor for machines with many spinning positions. Using the Bräcker RAPID and BOY with magazined ring travelers is the ideal solution for enabling an efficient, time- and cost-saving ring-traveler changeover.

Production downtime per 500 spindles



Operating principle

The ring travelers are lined up from the storage bars (AP System) or a spool (STRAP System on the RAPID profile stack.) A sophisticated pick-and-place system separates the ring travelers and brings them into an optimal position for insertion. The ring traveler can then be inserted onto the ring using a simple and defined tensile force. The insertion process is fast and safe.



Ring Traveler Insertion Tools – RAPID and BOY



RAPID AP System

Magazine system for C-shaped ring travelers with a capacity of 4 storage bars, each holding 130 to 400 ring travelers. Ring travelers are wrapped in heatshrink hoses.

RAPID STRAP System

The ring travelers are lined up on a profile strap (up to 10 000 ring travelers per spool.) The STRAP System is used for SU ring travelers for ORBIT spinning rings, and for C-shaped ring travelers with an “fr” profile.



BOY

BOY is recommended for heavy ring travelers (> No. 10, ISO 160) and light ring travelers L1 f and C1 EL udr. The ring travelers are inserted from outside to inside.

Type Overview – Insertion Tools

RAPID

Profile ²⁾	Ring Traveler Shape	No. Range ¹⁾		Tool No.		Storage Bar
		BAG No.	ISO	RAPID	Order No.	Profile 679.252.xx
C-shape dr, udr	L 1	20/0 – 10	10 – 160	679.401/402*	220967/220968*	.01/220952
	M 1, EM 1	20/0 – 10	10 – 160	679.408	220970	.03/220953
	C 1 UL	20/0 – 10	10 – 160	679.419/420*	220972/220973	.01/220952
	C 1 SL	20/0 – 10	10 – 160	679.433/434*	220980/220981*	.01/220952
	C1 SEL	20/0 – 10	10 – 160	679.431/432*	220978/220979*	.09/220956
	C 1 UM	20/0 – 10	10 – 160	679.424/425*	220974/220975*	.07/220955
	C 1 LM	20/0 – 10	10 – 160	679.405	220969	.07/220955
	C 1 MM	12/0 – 1/0	18 -- 56	679.427	220976	.01/220952
	C 1 MM	1 – 12	63 – 200	679.428	220977	.03/220953
	EL 1, C 1 EL, C 1 ELM	20/0 – 10	10 – 160	679.441/442*	220984/220985*	.05/220954
	C 1 SKL	20/0 – 10	10 – 160	679.435/436*	220982/220983*	.13/220957
	C 1 HW	20/0 – 10	10 – 160	679.646	220994	220959/220959
	M 2, EM 2	20/0 – 10	10 – 160	679.602/603*	220986/220987*	.51/220958
	H 2, EH 2	20/0 – 10	10 – 160	679.617	220989	.53/220959
	C 2 UM	20/0 – 10	10 – 160	679.611	220988	.55/220960
	C 2 MM	11/0 -- 6	20 – 100	679.620	220990	.51/220958
	C 2 MM	7 – 10	112 – 160	679.623	220991	.53/220959
	C 2 HW	6 – 10	100 – 160	679.646	220994	.53/220959
	C 2	6/0 – 6	31.5 – 100	679.637	220993	.73/220961
	C 2	7 – 20	112 – 160	679.636	220992	.75/220962
all	SU-BM, -BF	all	31.5 – 280	679.851	220996	679.257/220966
	SU-B	all	31.5 – 280	679.850	220995	679.254/220963
	SU-B	all	31.5 – 280	679.851	220996	679.257/220966
	SFB 2.8 PM, RL	all	all	679.862/863*	220997/220998*	679.256/220965

AP

STRAP

* Fine version: for ring travelers 8/0 (ISO 25) and lighter

1) For heavy ring travelers above No. 10 – 14 (ISO 160 – 250), use Bräcker BOY. Availability in AP/Strap according to our delivery program

2) For r profile with C-shaped ring travelers, use Bräcker BOY

BOY For C-shaped ring travelers

Type	Flange	Spinning ring diameter
C8	1 (3.2 mm)	<48 mm
C9	2 (4.0 mm)	
C71	1 (3.2 mm)	≥48 mm
C72	2 (4.0 mm)	

Removal Tools

For ring travelers

CLIX

Removing C-shaped, SFB, and SU ring travelers



OUTY

Removing C-shaped ring travelers and collecting them in the handle



Removal Tools

For fluff and yarn

ROLSPRINT

The Bräcker ROLSPRINT is a technically advanced tool with gears made from hardened steel and special easy-running ball bearings. The spindle has a length of 315 mm or 400 mm and is exchangeable.



AIRPICK

Powerful compressed-air fluff remover (6 bar/90 PSI) with 25-cm spindle.



SECUTEX

Safety cutter with blade protection and exchangeable steel blade.



CUTEX

Tuft cutter with exchangeable brass blade. Available blade lengths: 50 mm and 100 mm.



Stroboscope

OUTSTANDING ADVANTAGES

Facilitates selecting the optimal ring traveler for the application

The stroboscope makes the distance of the yarn passage between the ring traveler and the ring clearly visible. If the distance is too large or too small, the yarn and the service life of the ring travelers will be reduced.

Compact and lightweight

The lightweight and compact design of the stroboscope allows the user to operate the device with one hand, so they can take photos or change settings with the other.

Ring traveler behavior can be controlled during production

Bräcker's stroboscope makes it possible to observe the movements of the ring traveler during the ring rail stroke, and therefore any fluctuations in tension.



Easy flash sequence adjustment

The user-friendly flash frequency setting on the display allows for quick and precise usage.

Stroboscope

Ring traveler analysis even at the highest speeds

Bräcker Stroboscope allows the user to analyze the position and condition of the ring traveler in all spinning mills, making it possible to choose the optimal ring traveler shape and make changes before yarn breaks occur.

Characteristics

- High-power LEDs with focusing optics
- High, focused brightness up to 3800 lux (@ 20 cm)
- Flash frequency up to 2 000 Hz/99 999 rpm
- Can be operated using batteries or rechargeable batteries
- The flash sequence can be controlled internally or externally
- The observation point can be moved to suit the application
- Adjustable flash duration for pin-sharp images
- Frequency divider and multiplier
- Quick and easy memory function for four flash frequencies
- Secure adhesion of the aluminum tube on the top roller



Images of ring traveler in motion

Ring Centering Device

OUTSTANDING

ADVANTAGES



Optimal precision

The instrument works with a precision of ± 0.15 mm.

Optimal design for machine structures

The user-friendly flash frequency setting on the display allows for quick and precise usage.

Wide range of uses

The open design can be placed over the spindle from the side, meaning there is no obstruction from the thread guide or balloon control ring. The ring traveler can remain on the centering ring.

Ring Range 36 mm to 54 mm. Spindle diameters of 16 mm to 18 mm.

Compact and easy to use


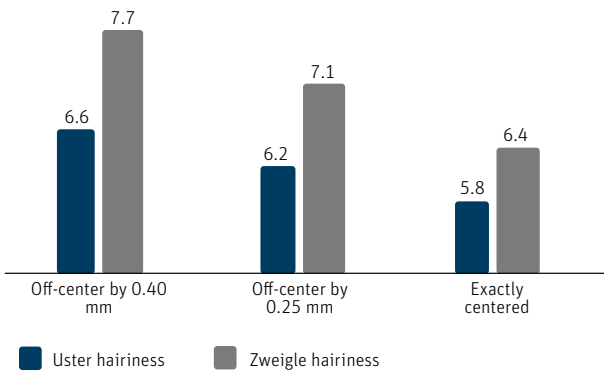
Thanks to the batteries inside the ring centering device, it does not need any power from the utility power, so there is no cable clutter. It can be operated easily with one hand and works directly on the rotating spindle without the need for a special adapter.

Ring Centering Device

Ring centering for all spinning ring diameters

Ring centering is a very effective method to significantly improve the spinning geometry at the spinning position. It reduces both the hairiness of the yarn and the tension fluctuations in the ring traveler system. The Bräcker ring centering device is ideal for centering the ring with extreme precision.

Conventional ring yarn Ne 30
Ring traveler C 1 MM udr., ISO 35.5





Bräcker AG
Obermattstrasse 65
CH-8330 Pfäffikon-Zürich
Switzerland
T +41 44 953 14 14

sales@bracker.ch

Bräcker S.A.S.
132, Rue Clemenceau
FR-68920 Wintzenheim
France
T +33 389 270007

sales@bracker.fr

www.bracker.ch

The data and illustrations in this brochure and on the corresponding data carrier refer to the date of printing. Bräcker reserves the right to make any necessary changes at any time and without special notice. Bräcker products and innovations are protected by patents.

3443-v1 en 2202